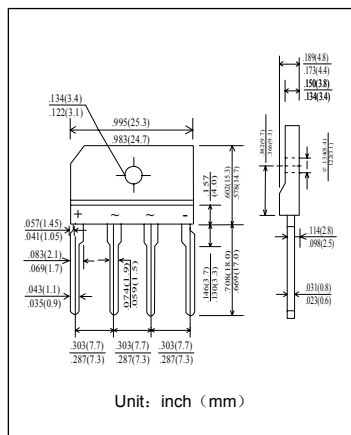


塑封硅整流桥堆
反向电压 50---1000V
正向电流 4.0 A

Single-phase Silicon Bridge Rectifier
Reverse Voltage 50 to 1000 V
Forward Current 4.0 A



特征 Features

- 低的反向漏电流 Low reverse leakage
- 较强的正向浪涌承受能力 High forward surge capability
- 浪涌承受能力: 170 A Surge overload rating: 170 Amperes peak

机械数据 Mechanical Data

- 封装: 塑料封装 Case: Molded Plastic
- 极性: 标记模压或印于本体 Polarity: Symbols molded or marked on body
- 安装位置: 任意 Mounting Position: Any
- 重量: 4.6 克 Weight: 4.6 Grams

极限值和温度特性 TA = 25°C 除非另有规定。

Maximum Ratings & Thermal Characteristics Ratings at 25°C ambient temperature unless otherwise specified.

	符号	KBJ401	KBJ402	KBJ403	KBJ404	KBJ406	KBJ408	KBJ410	单位
	Symbols	GBJ401	GBJ402	GBJ403	GBJ404	GBJ406	GBJ408	GBJ410	Unit
最大可重复峰值反向电压 Maximum repetitive peak reverse voltage	V_{RRM}	100	200	300	400	600	800	1000	V
最大均方根电压 Maximum RMS voltage	V_{RMS}	70	140	210	280	420	560	700	V
最大直流阻断电压 Maximum DC blocking voltage	V_{DC}	100	200	300	400	600	800	1000	V
最大正向平均整流电流 Maximum average forward rectified current	$I_{F(AV)}$	加散热片 $T_c = 108^\circ C$ 无散热片 $T_a = 25^\circ C$							A
峰值正向浪涌电流 8.3ms 单一正弦半波 Peak forward surge current 8.3 ms single half sine-wave	I_{FSM}	150							A
最大反向峰值电流 @TA = 75°C Maximum peak reverse current full cycle	$I_{R(AV)}$	30							μA
典型热阻 Typical thermal resistance	$R_{\theta JA}$	10							$^\circ C/W$
工作结温和存储温度 Operating junction and storage temperature range	T_j, T_{STG}	-50 --- +150							$^\circ C$

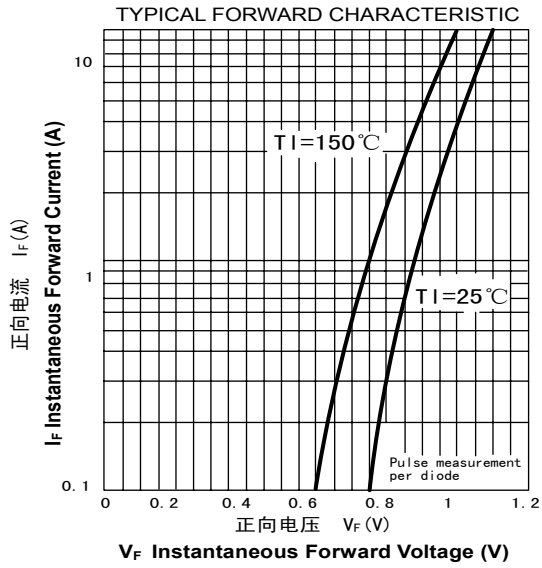
电特性 TA = 25°C 除非另有规定。

Electrical Characteristics Ratings at 25°C ambient temperature unless otherwise specified.

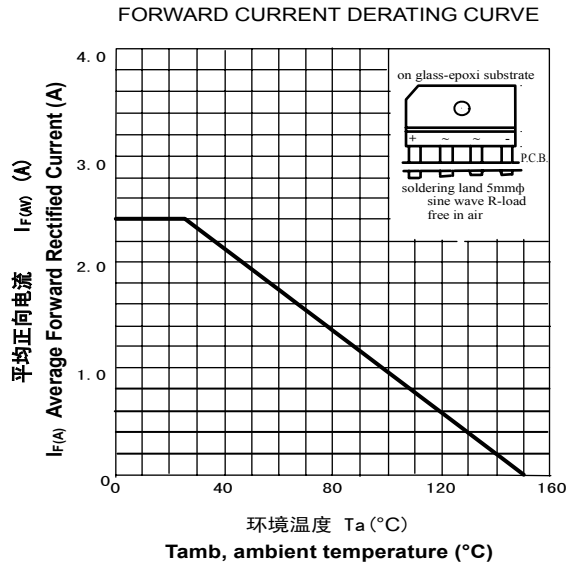
	符号	KBJ401	KBJ402	KBJ403	KBJ404	KBJ406	KBJ408	KBJ410	单位
	Symbols	GBJ401	GBJ402	GBJ403	GBJ404	GBJ406	GBJ408	GBJ410	Unit
最大正向电压 $I_F = 2.0A$ Maximum forward voltage	V_F	1.0							V
最大反向电流 TA= 25°C Maximum reverse current TA=100°C	I_R	10 500							μA
典型结电容 $V_R = 4.0V, f = 1MHz$ Type junction capacitance	C_j	45							pF

特性曲线 Characteristic Curves

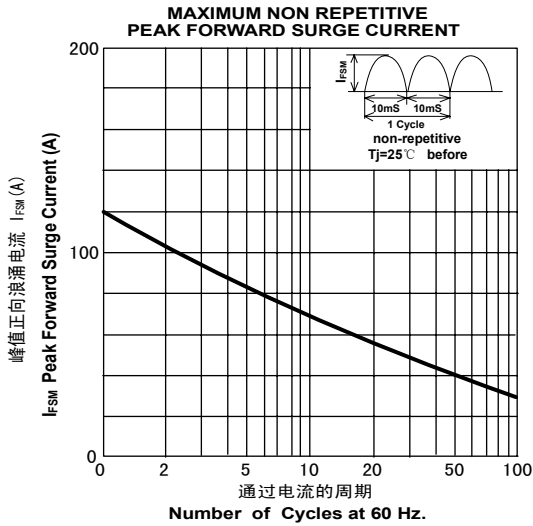
正向特性曲线 (典型值)



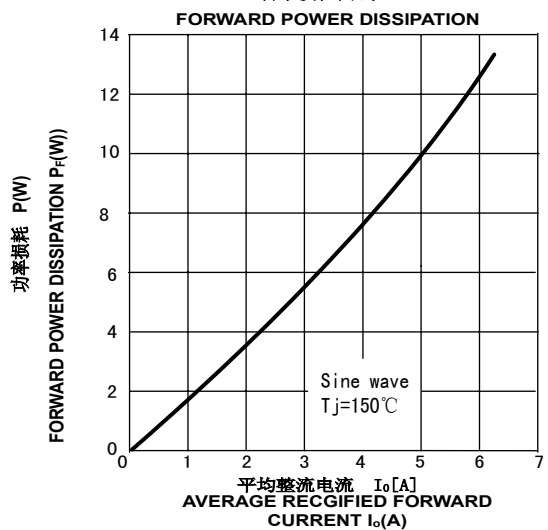
正向电流降额曲线



浪涌特性曲线 (最大值)



功率损耗曲线



正向电流降额曲线

